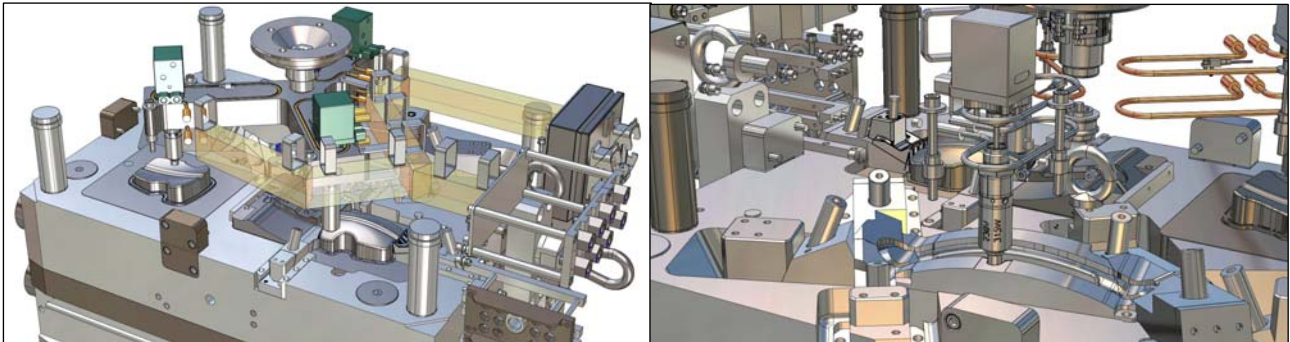


# MOLDDSIGN

The plastic injection mold design solution

**think3**  
Shape a new world.



Moldmakers were the first to use 3D CAD products, so their level of experience and knowledge of these products is unparalleled. Anyone working in the plastic injection mold sector is well aware of the benefits of using think3's design suite, which is well known in this environment thanks to its great potential and flexibility. Our long experience in this sector has borne fruit today with the development of a vertical solution which includes the tools needed to deal with a high level of productivity with the considerable work needed to design a plastic injection mold. MoldDesign is based on the ThinkDesign suite, which boasts well-known features such as hybrid modeling capable of managing solids and surfaces with absolute transparency, GSM<sup>®</sup>, a powerful creation/modification engine which allows work on the geometry in any of the product definition phases, and Interactive Solid Modeling (ISM), which allows modifications to be made to both native and imported solid models moving away from the necessarily parametric logic. MoldDesign's specific functions rely on this very powerful base.

## Respect for quality

One fundamental characteristic is the capacity to import and manage very complex models with high and low quality surfaces and to be able to work on them with native creation and modification tools. MoldDesign does not degrade surface quality, but maintains the existing quality. This means that even ClassA surfaces can be properly processed.

## An expert system

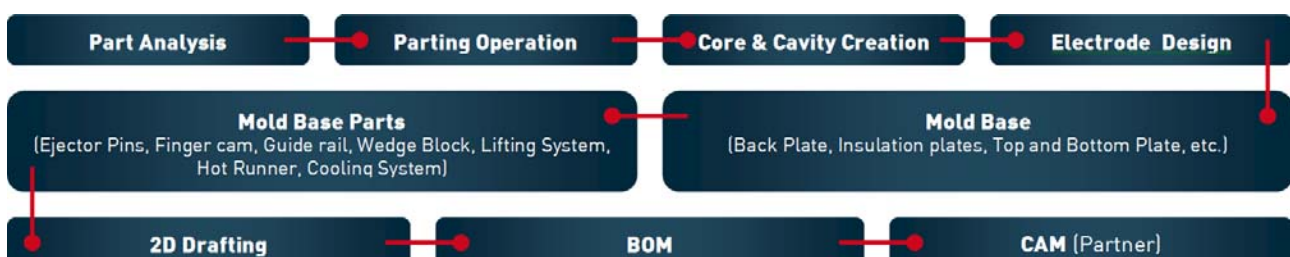
The semantic associativity inserts a level of technological significance to the elements used in a particular operation, such as the graphs used to generate parting surfaces, and it allows this significance, and thus the integrity of the operation, to be maintained even when the basic geometry has to change.

## The advantage

The advantage of MoldDesign lies in all these characteristics: it allows technicians to start to work on an incomplete geometry or one which has not been finalized, inserting the necessary workings and preserving them at the time modifications have to be made to the shape.

## Process coverage

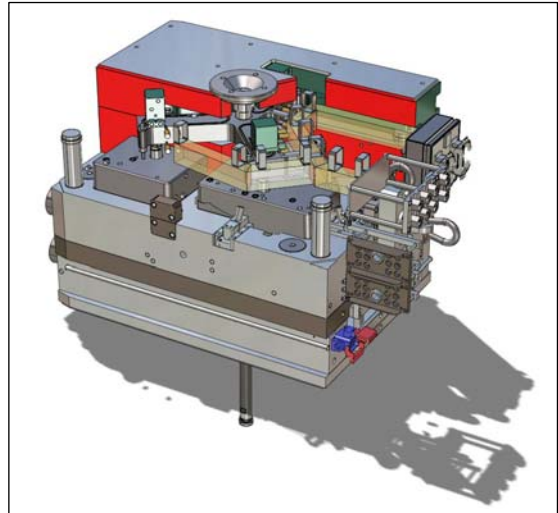
Through its own ThinkDesign Suite, MoldDesign, and the products of excellent partners, think3 can embrace the whole mold design process and offers powerful and flexible tools capable of efficiently meeting specific requests at every stage of the cycle.



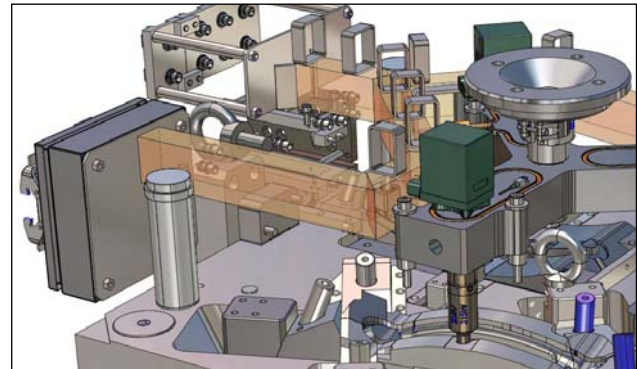
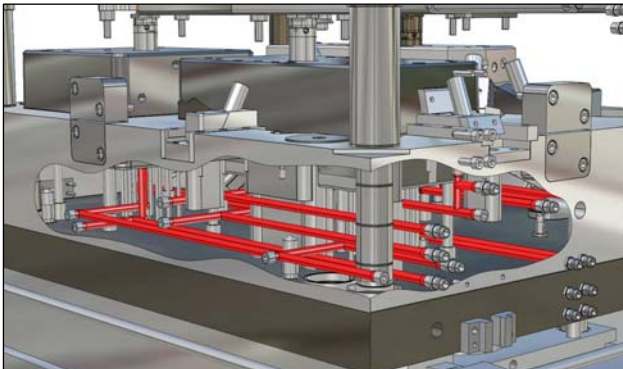
## Mold from A to Z

The specific mold design tools provided by MoldDesign allow:

- Loading of the part, analysis with specific quality check tools, improvements using Global Shape Modeling (GSM<sup>®</sup>) and Interactive Solid Modeling (ISM), while maintaining the quality of the model
- Creation of the parting line with the major added value of semantic associativity, capable of updating the line following any changes to the shape
- Automatic division into core and cavity
- Subdivision of volumes to create slides
- Creation of parametric mold base with plates and columns
- Electrode design
- Insertion of standard library parts (DME, HASCO and others)
- Creation of cooling systems with 3D paths



## Integration with PLM



The solution does not stop at generating 3D models, but continues with the automatic creation of the 2D tables needed to produce the mold and it can also be expanded to completely manage the documentation, revisions and generation of specifications integrating the thinkPLM product. PLM (Product Lifecycle Management) represents another key stage to optimize mold management for companies who wish to reduce time and cost and keep the documentation, development history and maintenance of their products under control.

### Images courtesy of:

Z Project snc di Zotti Domenico & C.

Bi-Stampi S.R.L. Stampi Materie Plastiche

## System Requirements for MoldDesign

### Minimum

- Vista™, XP Professional x64 Edition, XP Professional/Home SP2 or higher, Microsoft® Windows® 2000 professional/Server SP4 or higher
- Intel® Pentium 4 2 GHz or equivalent processors supported by SSE2 for AMD systems System memory (RAM) 1 GB, 1.5 GB for Vista™
- Virtual memory (paging) 1 GB
- Disk space 600 MB for a typical installation
- Graphics accelerator 64 MB Vram OpenGL™ 1.4
- Microsoft® .NET Framework Version 2.0 or higher
- Microsoft® Internet Explorer 6.0 SP1 or higher

### Suggested

- Vista™, XP Professional x64 Edition, XP Professional/Home SP2 or higher, Microsoft® Windows® 2000 professional/Server SP4 or higher
- Intel® Pentium 4 2.4 GHz or equivalent processors supported by SSE2 for AMD systems
- System memory (RAM) 1.5 GB, 2 GB for Vista™
- Virtual memory (paging) 2 GB
- Disk space 600 MB for a typical installation
- Graphics accelerator 128 MB Vram OpenGL™ 1.4
- Microsoft® .NET Framework Version 2.0 or higher
- Microsoft® Internet Explorer 6.0 SP1 or higher

Mktg 03/2009